

Tear Sheet
Model Elba on rose by KARCHER DESIGN

KARCHER
DESIGN

GERMANY


contact our US office
Karcher Design USA
Tukwila, Seattle
+1 844 858 2033
order@karcher-design.com



Elba

Finish: satin stainless steel (71)

To suit standard 2 1/8" door prep



Elba- UER 22Q
2 5/8 x 2 5/8 x 7/16"



Elba- UER 22
Ø 2 5/8 x 7/16"

Features UER22Q and UER22

- 3 piece rose
- concealed bolt-through fixing
- sprung
- door range 1 1/4" (31 mm) - 2" (51 mm) standard
- T- and Lip-Strike with dust box
- stainless steel faceplate
- backsets: 2 3/8" (60 mm) or 2 3/4" (70 mm)
- functions: Passage (PAS), Privacy (PRI), full dummy (DUM), dummy left (DUM L), dummy right (DUM R)
- available with UL-Latch
- 28° latch with attached face plate
- rate of satin stainless steel 304
- hub 5/16" (8 mm)
- door prep 2 1/8"
- available finish: satin stainless steel

product code square

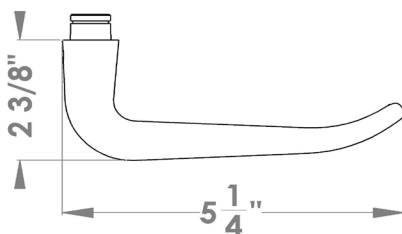
UER22Q PAS60 71	passage 2 3/8" backset
UER22Q PAS70 71	passage 2 3/4" backset
UER22Q PRI60 71	privacy 2 3/8" backset
UER22Q PRI70 71	privacy 2 3/4" backset
UER22Q DUM 71	full dummy
UER22Q DUM L 71	half dummy left
UER22Q DUM R 71	half dummy right
UEDBQ 71	deadbolt to add to passage

round

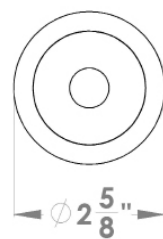
UER22 PAS60 71	passage 2 3/8" backset
UER22 PAS70 71	passage 2 3/4" backset
UER22 PRI60 71	privacy 2 3/8" backset
UER22 PRI70 71	privacy 2 3/4" backset
UER22 DUM 71	full dummy
UER22 DUM L 71	half dummy left
UER22 DUM R 71	half dummy right
UEDB 71	deadbolt to add to passage
UEDBA 71	deadbolt keyed alike

specification details

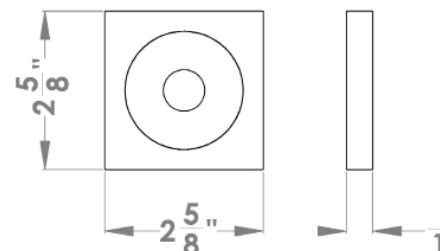
lever



round rose



square rose



Please note: Karcher Design products are designed and measured in metric. Imperial measurements are close approximations to the actual metric dimensions